



# Kymeta u8 Antenna Software Release Notes

FOR HAWK™ u8 LEO, PEREGRINE™ u8, and GOSHAWK™ u8 TERMINALS

700-00253-000 rev 20

Bundle version: KYMETA-A\_2.6.8.326

AIM software version: 2.6.8.8

SSM software version: 5.0.89

MDM software version: 4.0.1.305RP - NOMAD\_MPSS.OW.4.0-00040-9655\_GEN\_PACK-1

7 October 2025



Please **DO NOT** install this bundle before reviewing **Section 7 Update process**.

## Table of contents

1	About this document .....	1
2	Supported hardware and software .....	1
3	New features and enhancements.....	1
4	Resolved Issues.....	1
5	Known Issues.....	1
6	Release considerations .....	2
7	Update process.....	2
7.1	Update via OTA .....	3
7.2	Update via sideload .....	4
8	Customer support.....	4
9	Copyright and trademark information.....	5

## 1 About this document

---

This document covers the following information on software bundle release **KYMETA-A\_2.6.8.326**:

1. New features: a list of new features included in the software release.
2. Resolved issues.
3. Known issues.
4. Release considerations: information that users should consider before using this software release.
5. Upgrade process: Instructions on how to update the antenna and modem software.

This document does not include areas or factors that Kymeta cannot influence, such as network provider's outages, restrictions, etc. For complete software and feature details, refer to *Kymeta u8 software user guide (700-00139-000)*.

## 2 Supported hardware and software

---

Software bundle release **KYMETA-A\_2.6.8.326** is compatible with Hawk™ u8 LEO, Peregrine™ u8, and Goshawk™ u8 user terminals (UTs).

## 3 New features and enhancements

---

This section describes the ACU (AIM) software enhancements available in the **KYMETA-A\_2.6.8.326** software bundle release.

1. Enhanced connection stability in LEO operations on terminals that have been operating for more than 21 days.

## 4 Resolved Issues

---

This release resolves issues related to yaw reporting after extended operational time periods.

## 5 Known Issues

---

This section describes known issues in this SW release:

1. Updating via sideload (local update) with bundles **older than 2.6.4.X** may fail when the SSM can't get GPS time. Please update via OTA. If OTA update cannot be done, either install only with GNSS signal available or install the AIM separately using the ACU GUI and proceed with SSM/MDM installation with the AIM in an unmanaged state. **Please do this only when directed by NOC.**
2. The UT may take longer to boot up after attempting to reset it to factory settings.

3. Creating an empty blockage/hazard zone might impact LEO-GEO switching. Please refrain from creating empty blockage zones.

## 6 Release considerations

This section describes information that users should consider before using this software release.

1. The system reboot (green power button) in the SSM LUI only reboots the SSM/MDM. To reboot the antenna, click **Submit** on the **Antenna > System Reboot** page.
2. The extended KDP creates a very large log file and takes approximately one hour to complete; it should only be used to diagnose non-trivial issues. When troubleshooting a UT, follow the standard process (POST, BIST, and standard KDP) before starting an extended KDP.

## 7 Update process

1. To upgrade directly to this bundle, the UT **must** currently be running KYMETA-A\_2.6.1.216 bundle or **newer (higher)**.
2. If currently running older bundles such as **oneweb-1.0.0.X** or **oneweb-B2/3** – please **sideload** update first to KYMETA-A\_2.6.1.171, and then proceed to follow the path outlined in the tables below.
3. For all other cases, please follow the following upgrade paths:

Table 1: OTA upgrade path

Currently installed bundle*	Upgrade to (OTA)
KYMETA-A_2.6.1.171 <b>or older</b> (excluding any 1.0.0.X versions)	KYMETA-A_2.6.3.239
KYMETA-A_2.6.3.239	KYMETA-A_2.6.8.326 ( <b>this bundle</b> )


Table 2: Sideload upgrade path

Currently installed bundle*	Upgrade to (Sideload)
<b>Older than</b> KYMETA-A_2.6.1.171	KYMETA-A_2.6.1.171
KYMETA-A_2.6.1.171	KYMETA-A_2.6.3.239
KYMETA-A_2.6.3.239	KYMETA-A_2.6.8.326 ( <b>this bundle</b> )

*\*If you cannot determine the bundle version, identify your AIM version in the SSM LUI or Device Hub and refer to Table 3 to identify your installed bundle.*

Table 3: Bundle identification matrix

AIM (ACU) version	Bundle version	MDM version
oneweb-1.0.0.6	oneweb-1.0.0.79	Not required
oneweb-1.0.0.8 oneweb-1.0.0.11	oneweb-1.0.0.81	Not required
oneweb-b2.27	oneweb-b2.60	Not required
oneweb-b3.17	oneweb-b3.68	Not required
2.5.1.28	2.5.1.107	Not required
2.5.2.58	2.5.2.124	Not required
2.5.4.51	2.5.4.143	Not required
2.6.0.89	2.6.0.169	Not required
2.6.1.11	2.6.1.171	Not required
2.6.2.45	2.6.2.204	NOMAD_MPSS.OW.4.0-00026-9655_GEN_PACK-1
	2.6.2.205	NOMAD_MPSS.OW.4.0-00040-9655_GEN_PACK-1
2.6.3.62	2.6.3.239	NOMAD_MPSS.OW.4.0-00026-9655_GEN_PACK-1
	2.6.3.240	NOMAD_MPSS.OW.4.0-00040-9655_GEN_PACK-1
2.6.4.100	2.6.4.262	Not required
2.6.4.98	2.6.4.256	Not required
2.6.5.50	2.6.5.284	Not required
2.6.6.62	2.6.6.299	Not required



**Caution:**

1. UTs should only be upgraded OTA (over-the-air); manual sideloading should only be done by the Kymeta NOC if OTA is not possible (due to lack of network connectivity).
2. Downgrading to an old bundle can cause irreversible damage to the modem. Delete any old stored or downloaded bundles to mitigate the risk of an accidental downgrade. If a downgrade is mandatory, **DO NOT** downgrade the MDM by setting `is_managed` to false in the configuration.

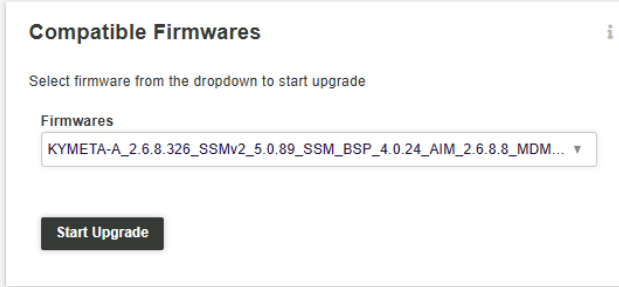
The over-the-air bundle download may take 45 minutes; during this time, the UT will remain on the network with user-data connection. Installation after download may take several additional minutes.

Immediately after an OTA or sideload update, the SSM may boot into its backup partition. If it does, see the note in Section 5.1 for instructions on how to recover.


## 7.1 Update via OTA

1. Ensure that your UT has a stable network connection and that the SSM LUI and Device Hub report the same software version.
2. Ensure that both the SSM LUI and Device Hub are in the main partition. If they are not, reboot the UT. If the result persists, contact support.

- In Device Hub, navigate to **Device Management > Devices > UT Firmware > Upgrade** and select the update bundle (**2.6.8.326**), click **Start Upgrade**, and confirm when prompted.



- Verify the upgrade status is **Running**. The upgrade will take approximately 30 minutes to complete.
- Wait 30 minutes and then refresh the page; ensure the status is now **“Successful”**.
- In the SSM LUI, navigate to **Home** and verify that the **Software Bundle Version** is **2.6.8.326**.



Operational Mode: normal  
Operational Software Build: main  
System Time: Oct 3, 2025, 5:35:15 PM  
Available Memory: 284 MB  
Software Bundle Version: KYMETA-C\_2.6.8.326

- Verify that the new software version is reported on the Device Hub page once connected to Device Hub.
- If Device Hub declares the update unsuccessful, please verify the upgrade status is no longer **“Running”** before rebooting the terminal. If the terminal doesn't connect to Device Hub, In the SSM LUI, navigate to **Management > Management Stats** and verify the **“Is Software Download Busy?”** value is false.

**Note:** If the SSM boots to the backup partition, an automatic recovery may take place. Once the recovery is complete, Device Hub may not reflect the newly installed bundle name even though the new software is installed. If this occurs, you may repeat the update to have Device Hub display the correct bundle name. If the SSM successfully comes back into the main partition after the update completes (without going to backup first), the updated bundle name will be displayed.

## 7.2 Update via sideload

To update the software via sideload, contact Kymeta NOC at [support@kymetacorp.com](mailto:support@kymetacorp.com).

## 8 Customer support

Contact Kymeta customer support at [support@kymetacorp.com](mailto:support@kymetacorp.com) or call Kymeta at **1-855-525-6638** for urgent issues.

## 9 Copyright and trademark information

---

©2025 Kymeta Corporation. All Rights Reserved. KYMETA, HAWK, GOSHAWK, OSPREY, PEREGRINE, and CONNECTED BY KYMETA are trademarks of Kymeta Corporation, with registrations or pending applications in the U.S. and/or other countries. All other trademarks are the property of their respective owners.